

# Welcome Evening

September 2018

# Welcome!

## The Reception Team



### Sparrows



Mrs Summers

Class Teacher

Mrs Steel

Class Teacher

Mrs Smith

Learning Support Assistant


Miss Schreiber (am)

Learning Support Assistant

Miss Wood (pm)

Learning Support Assistant

### Robins



Miss Blakemore

Class Teacher & EYFS lead

Miss McAllister

Learning Support Assistant

Miss Gaynor (am)

Learning Support Assistant

Mrs Tanhai (pm)

Learning Support Assistant


# MORNING ROUTINE

Well done! Leaving at the door?

Book bags, coats, PE bag

Carpet activities

# READ, WRITE, INC PHONICS



# A BIT OF TECHNICAL KNOWLEDGE...

Phonics = the sounds in our language.

Watch our sound pronunciation guide

<https://www.youtube.com/watch?v=EYx1CyDMZSc>

# HOW TO HELP YOUR CHILD AT HOME...




# TRY TO READ STORIES WITH YOUR CHILD AS OFTEN AS POSSIBLE.

- Read favourite stories **over and over** again.
- Read some stories at a **higher level than they can read themselves.**
- Later listen to them reading their **take home Phonics storybooks.**
- Listen to audio books.
- Recite nursery rhymes and favourite ditties.
- Use Fred Talk!

You can practise pronouncing sounds.

You can order supporting resources online





# Cursive Handwriting



- We will be teaching cursive writing alongside the R.W.I. scheme.
- Studies have shown cursive helps children with the speed and legibility of their writing as it

Aa Bb Cc Dd

Ee Ff Gg Hh Ii

Jj Kk Ll Mm

Nn Oo Pp Qq

Rr Ss Tt Uu Vv

Ww Xx Yy Zz


# Talk for writing



- How we teach literacy and develop a love of reading
- *“If they haven’t heard it, they can’t say it; and if they can’t say it, they can’t write it.”*  
Pie Corbett
- We start with a ‘hook’
- Then become familiar with a story

# Talk for writing

- We learn stories using text maps
- Then we change the story to make it our own





# Maths at M.A.P.S

- We teach maths in a practical and fun way.
- We develop vocabulary that enables children to explain their mathematical thinking.
- Songs, stories and numbers in the environment.
- Provide the children with the opportunity to problem solve.
- We like to use concrete apparatus e.g. numicon





# ▪ Tapestry

▪ 'What did you do today?' 'Nothing...'

▪ Safe and private

▪ A great opportunity to see what your child has been learning in school.



TAPESTRY  
ONLINE LEARNING  
JOURNALS

# Mapsya bear

If you are at school on time everyday  
you might get the chance to take  
Mapsya bear home for the weekend!

Register closes at 8:45





# OVERVIEW OF THE YEAR

- **Term 1: Me and my world-** families, homes and seasons
- **Term 2: Off we go-** space and our wider world
- **Term 3: Brilliant bones-** dinosaurs
- **Term 4: Swing into spring-** growing plants and life cycles.
- **Term 5: Let's investigate-** Materials
- **Term 6: Changes and choices-** transition into year 1.



# THINGS TO DO AT HOME



- Read as often as possible and record it in your reading diary. Each Friday, if you've shared 5 books you'll receive a special pebble.
- Practise saying and writing the letter sound we have been learning in school each day
- Count EVERYTHING! Can you write any of your numbers?
- Practise dressing and undressing independently – even those tricky buttons!
- Work together on home learning challenges – these will be in your child's book bag on a Friday starting next week!



# A FEW REMINDERS!

- Meal orders – Monday at midnight for the following week.
- Naming uniform – full name.
- P.E. kit – Friday
- Children to wear full uniform to school everyday.
- Friends of MAPS- always looking for new volunteers.